

292133-4 ✓ ACTIVE



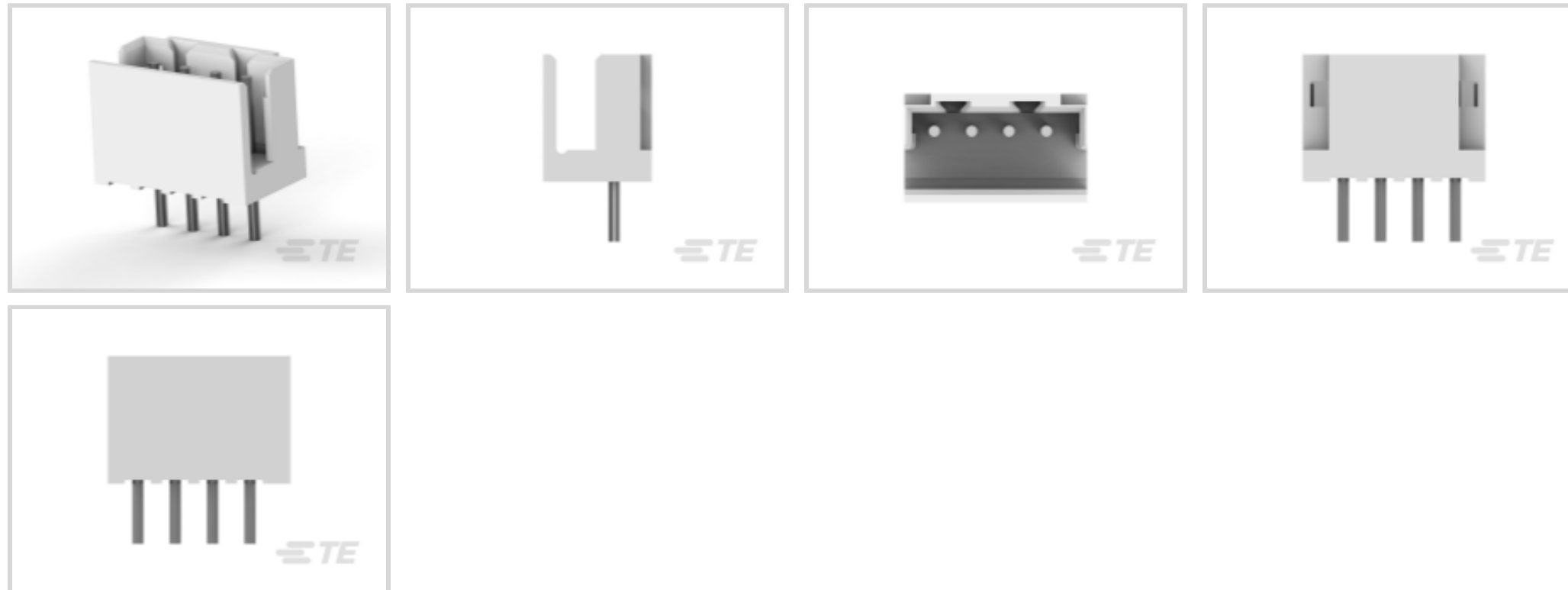
AMP CT

TE Internal #: 292133-4

PCB Mount Header, Vertical, Wire-to-Board, 4 Position, 2 mm [.078 in] Centerline, Partially Shrouded, Tin, Through Hole - Solder, AMP CT

[View on TE.com >](#)

Connectors > PCB Connectors > PCB Headers & Receptacles > CT 2mm Post Header Assembly: Box-V



Connector System: **Wire-to-Board**

Number of Positions: **4**

Number of Rows: **1**

Centerline (Pitch): **2 mm [.078 in]**

PCB Mount Orientation: **Vertical**

[All CT 2mm Post Header Assembly: Box-V \(15\)](#)

Features

Product Type Features

Connector System	Wire-to-Board
Header Type	Partially Shrouded
Sealable	No
Connector & Contact Terminates To	Printed Circuit Board
PCB Connector Assembly Type	PCB Mount Header

Configuration Features

Number of Positions	4
Number of Rows	1
PCB Mount Orientation	Vertical

Electrical Characteristics

Operating Voltage	125 VAC
-------------------	---------

Body Features



Primary Product Color	Natural
-----------------------	---------

Contact Features

Contact Layout	Inline
Contact Mating Area Length	4.2 mm[.165 in]
PCB Contact Termination Area Plating Material Thickness	1 μ m[39.37 μ in]
Mating Pin Diameter	.6 mm[.024 in]
Contact Shape & Form	Round, Rounded
PCB Contact Termination Area Plating Material	Tin
Contact Base Material	Brass
Contact Mating Area Plating Material	Tin
Contact Type	Pin
Contact Current Rating (Max)	4 A

Termination Features

Round Termination Post & Tail Diameter	.6 mm[.024 in]
Termination Post & Tail Length	3.2 mm[.126 in]
Termination Method to Printed Circuit Board	Through Hole - Solder

Mechanical Attachment

Mating Alignment Type	Polarization
Mating Retention	Without
Panel Mount Feature	Without
Mating Retention Type	Polarized Lock
Connector Mounting Type	Board Mount
Mating Alignment	With
PCB Mount Alignment	Without
PCB Mount Retention	Without

Housing Features

Housing Material	66 Nylon
Centerline (Pitch)	2 mm[.078 in]

Dimensions

Connector Length	9.8 mm[.386 in]
Connector Height	6.8 mm[.267 in]
Connector Width	5.8 mm[.228 in]



PCB Thickness (Recommended) .8 mm[.031 – .063 in]

Usage Conditions

Operating Temperature Range -30 – 105 °C[-22 – 221 °F]

Operation/Application

Assembly Process Feature Pick and Place Cover

Circuit Application Power & Signal

Industry Standards

UL Flammability Rating UL 94V-0

Packaging Features

Packaging Quantity 1000

Packaging Type Bag, Box

Product Compliance

[For compliance documentation, visit the product page on TE.com>](#)

EU RoHS Directive 2011/65/EU Compliant

EU ELV Directive 2000/53/EC Compliant

China RoHS 2 Directive MIIT Order No 32, 2016 No Restricted Materials Above Threshold

EU REACH Regulation (EC) No. 1907/2006
 Current ECHA Candidate List: JUNE 2022 (224)
 Candidate List Declared Against: JUNE 2022 (224)
 Does not contain REACH SVHC

Halogen Content Low Halogen - Br, Cl, F, I < 900 ppm per homogenous material. Also BFR/CFR/PVC Free

Solder Process Capability Wave solder capable to 265°C

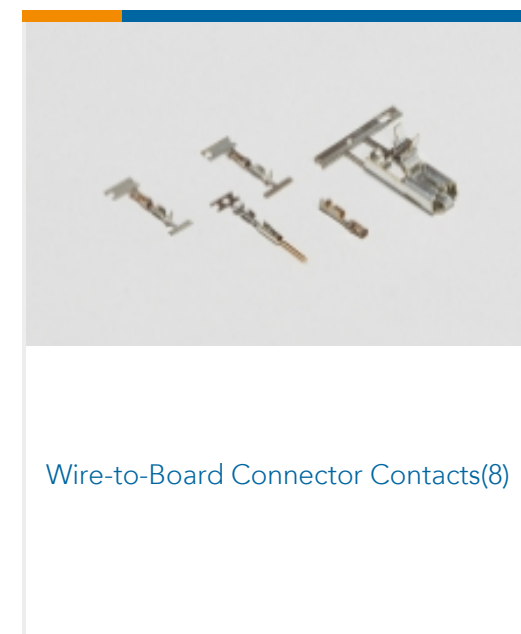
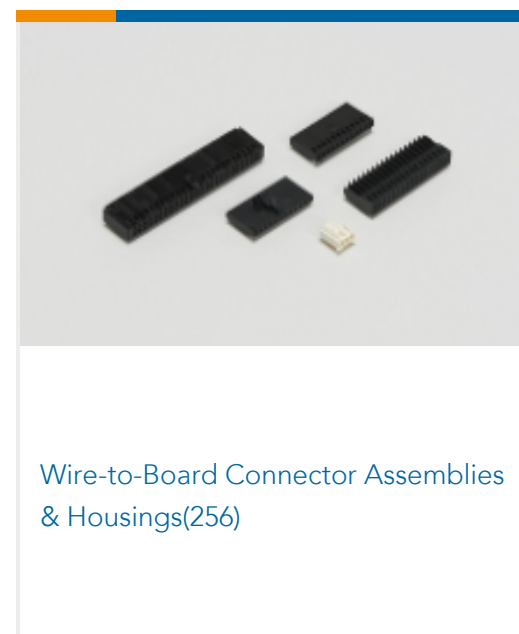

Product Compliance Disclaimer

This information is provided based on reasonable inquiry of our suppliers and represents our current actual knowledge based on the information they provided. This information is subject to change. The part numbers that TE has identified as EU RoHS compliant have a maximum concentration of 0.1% by weight in homogenous materials for lead, hexavalent chromium, mercury, PBB, PBDE, DBP, BBP, DEHP, DIBP, and 0.01% for cadmium, or qualify for an exemption to these limits as defined in the Annexes of Directive 2011/65/EU (RoHS2). Finished electrical and electronic equipment products will be CE marked as required by Directive 2011/65/EU. Components may not be CE marked. Additionally, the part numbers that TE has identified as EU ELV compliant have a maximum concentration of 0.1% by weight in homogenous materials for lead, hexavalent chromium, and mercury, and 0.01% for cadmium, or qualify for an exemption to these limits as defined in the Annexes of Directive 2000/53/EC (ELV). Regarding the REACH Regulation, the information TE provides on SVHC in articles for this part number is based on the latest European Chemicals Agency (ECHA) 'Guidance on requirements for substances in articles' posted at this URL: <https://echa.europa.eu/guidance-documents/guidance-on-reach>

Compatible Parts



Also in the Series | AMP CT



Documents

Product Drawings

CT P/HDR ASSY BOX V 4P W/O KIN

English

CAD Files

3D PDF

3D

Customer View Model

[ENG_CVM_CVM_292133-4_A.2d_dxf.zip](#)

English

Customer View Model

[ENG_CVM_CVM_292133-4_A.3d_igs.zip](#)

English

Customer View Model

[ENG_CVM_CVM_292133-4_A.3d_stp.zip](#)

English

By downloading the CAD file I accept and agree to the [Terms and Conditions](#) of use.

Datasheets & Catalog Pages

[2.0MM_AMP_CT_CONNECTOR_SERIES_QUICK_REF_GUIDE](#)

English

Product Specifications

[Product Specification](#)



English

[AMP COMMON TERMINATION \(CT\), CONNECTOR, 2mm PITCH, M/T TYPE, LEAD FREE VERSION](#)

Japanese

[Product Specification](#)

Japanese

[Product Environmental Compliance](#)

[MD_292133-4_07042014450_dmtec](#)

English

[MD_292133-4_07042014450_dmtec](#)

English